


• Alfa 147 2005→

• Alfa GT 2005→

Compatible with these Kenwood double DIN devices

Kenwood Navigation



Double DIN Kit contents

- (1) Metal Frame
- (2) Facia Plate

- Installation Kit (3)
- Trim Frame (4)

Installation Manual Double DIN Kit CAW 2001-07 / CAW 2001-07-RT



1. Insert special radio release keys in the holes of the OEM head unit.

Remove head unit.




2. Push the Metal Frame into the fascia plate, place both into the dashboard.

Connect all required circuit points and push the double DIN head unit in the metal frame until it snaps in.


Place the trim frame.

Reinstall everything in reverse order to finish installation.



(Beispielabbildung)

Mount the metal brackets with the double DIN head unit



(Beispielabbildung)

The position of the copper coloured holder can be adjusted to your needs for perfect fit. (see sample)



(Beispielabbildung)

*All installation work must be performed by a qualified professional installer only.
The manufacturer / dealer is not liable for any kind of incidental or indirect damages.*